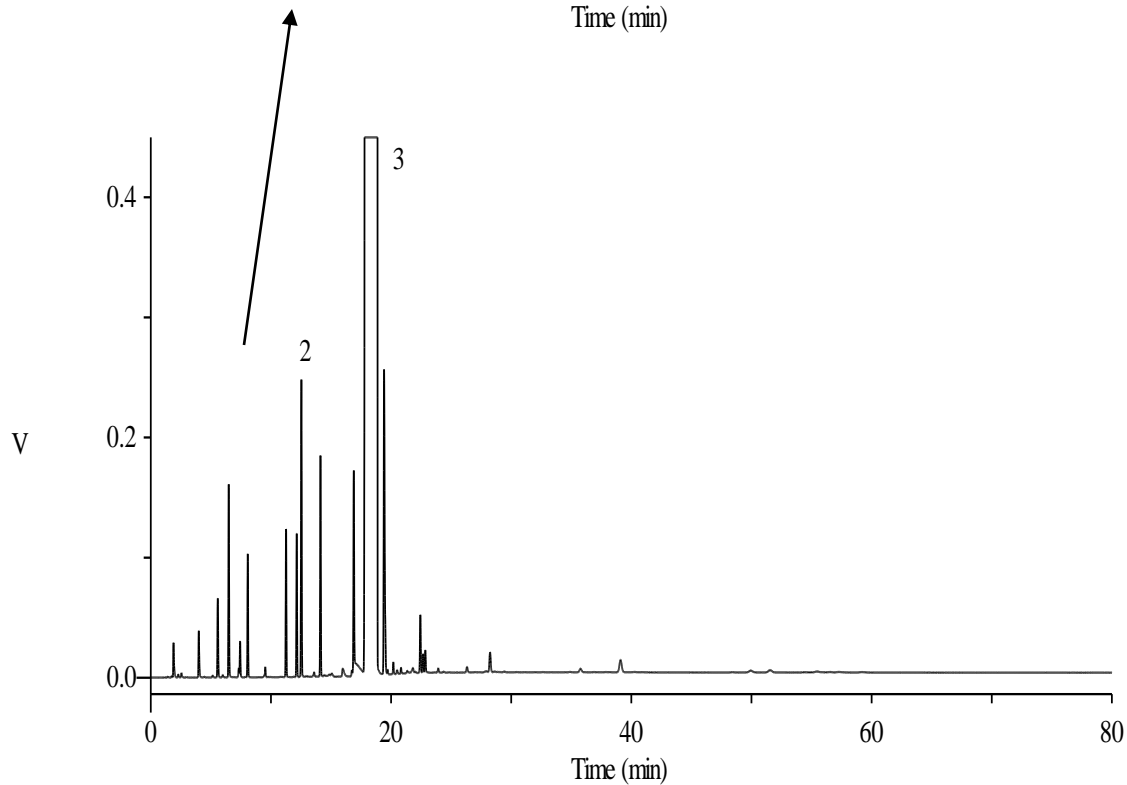
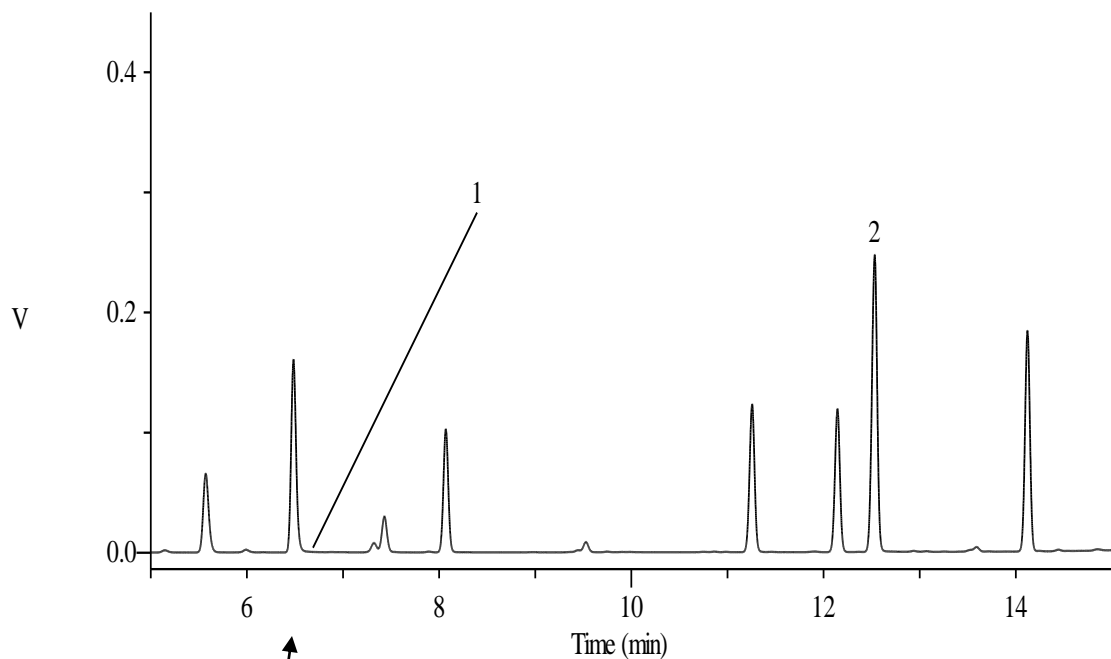


InertSearch™ for GC

InertCap® Applications

Impurities in Triethylene glycol

Data No. GA149-0591



InertSearch™ for GC

InertCap® Applications

Impurities in Triethylene glycol

Data No. GA149-0591

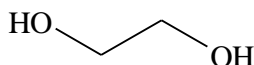
Conditions

System : GC/FID
Column : InertCap 1
0.32 mm I.D. x 30 m df = 5.00 µm
Col. Cat. No. : 1010-11249
Col. Temp. : 40 °C - 10 °C/min - 250 °C (59 min hold)
Carrier Gas : He 100 kPa
Injection : Split flow 40 mL/min
250 °C
Detection : FID Range 10⁰
250 °C
Sample Size : Triethylene glycol 1.0 µL

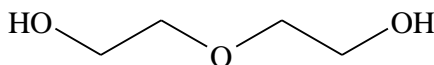
Analyte

1. Ethylene glycol (Nondetection)
2. Diethylene glycol
3. Triethylene glycol

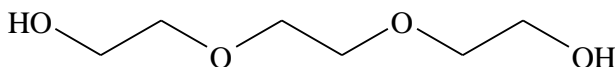
Chemical Structure



1. Ethylene glycol



2. Diethylene glycol



3. Triethylene glycol

Structures are created using Chemistry 4-D Draw which is provided by ChemInnovayion Software, Inc.